

ESG Report of the Fund 1Q 2026

The Fund incorporates ESG aspects into investment decisions through its financial impact on the company, but also by considering non-quantifiable governance matters and social practices. The investment strategy is based on bond and stock selection and a negative screening applies throughout the ESG integration process. The analysis is performed by the portfolio management team with data sourced from leading service providers (**Sustainalytics**) and by an in-house ESG team. Sustainalytics ESG Risk scores range between 0 and 100 (0 being the best and 100 being the worst).

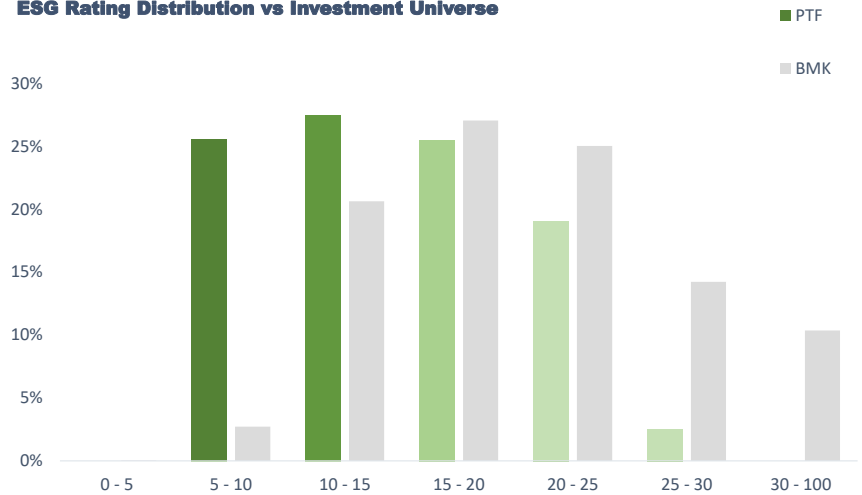
SFDR Classification	Art 8
Avg Corporate ESG Rating (0 being the best, 100 the worst)	16.0
Avg Country ESG Rating (100 being the best, 0 the worst)	60.0
Portfolio Coverage*	88%
Nummus Compliant	YES
Morningstar Sustainability Rating	

Within Valori AM ESG policy a company is excluded if:

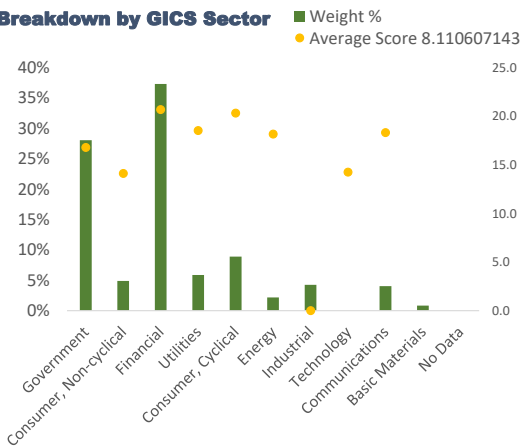
- Its ESG Score **exceeds 50** (0-100, 0 being the best and 100 being the worst).
- It has **Severe Controversies** in place (Level 5)
- It derives above a certain percentage of the revenues from **forbidden activities** (e.g. Predatory lending more than 10% of revenues, Controversial Weapons more than 0% of Revenues)
- After having determined the Investable Universe of each fund we consider uninvestable the **worst 5% of the universe** in terms of ESG Score

Within Valori AM ESG policy a country is excluded if its rating is in the lower 3rd decile according to Valori AM proprietary Country ESG Score.

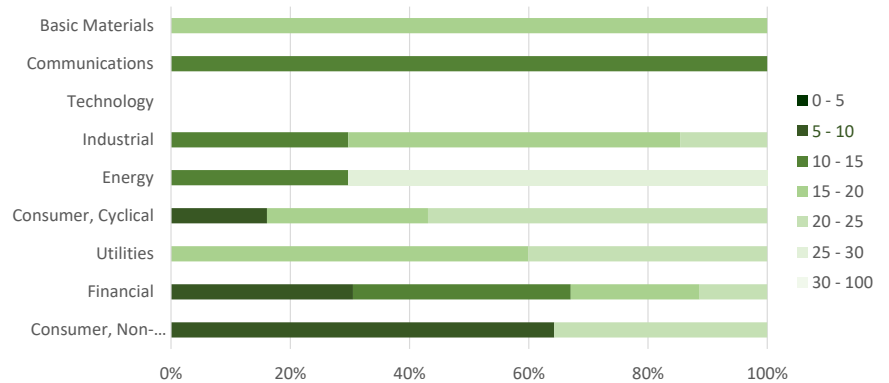
ESG Rating Distribution vs Investment Universe



Breakdown by GICS Sector



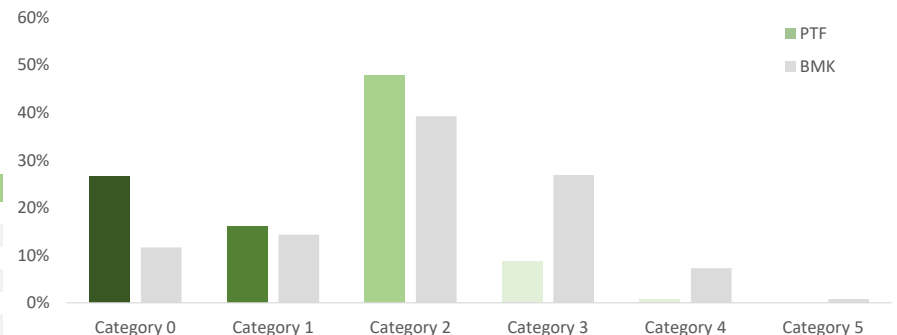
Weights within GICS Sector



Controversies represent an important part of portfolio construction limiting the Investable Universe with the objective to exclude those companies that might incur in short term volatility due to **Severe Controversies**. This approach proved in the past effective avoiding underperformers such as Credit Suisse and Bayer.

Issues with High Controversy	%	Category
UBS	0.5%	Category 4

Controversy Level 0-5 (0 No Controversy - 5 Severe) vs Investment Universe



Valori Asset Management & the Principles For Responsible Investing (PRI)

Valori became a signatory of the United Nations' Principles for Responsible Investing (PRI) in 2018. As the PRI are becoming the global standard in responsible investing, it was a natural framework for Tendercapital to adopt those principles in order to further strengthen its on-going commitment to responsible investing and ESG matters generally. A strong ESG proposition can enhance investment returns by allocating capital to more promising and more sustainable opportunities (for example, renewables, waste reduction, innovative materials...). When it comes to ESG, it's important to bear in mind that a do-nothing

Signatory of:



VALAM will exclude any company from the investment universe that is involved in **detrimental activities or sectors**. VALAM uses a **"level of involvement"** in certain activities, which is an indicator based on the percentage of the revenues, the production, the distribution and the significant ownership that a company may have to the following activities. Controversial Weapons has 0% revenues threshold while other activities (e.g. Gambling, Tobacco etc) have a 10% of revenues threshold to determine the exclusion.

Activity	Weight
Controversial Weapons	0.0%
Predatory Lending	0.0%
Gambling	0.0%
Arctic Oil & Gas	0.0%
Oil Sands	0.0%
Tobacco Products	0.5%
Shale Energy	0.0%
Adult Entertainm.	0.6%

Company	Weight	Business Involvement Exposure
Telefonica SA	1%	Adult Entertainment Production
INEOS Ltd	1%	Tobacco Products
		-
		-
		-

TOP ESG ISSUERS	ESG Rating	Momentum
European Investment	5.6	0.6
Unibail-Rodamco-	7.0	2.9
Intesa Sanpaolo SpA	8.1	-1.0
ManpowerGroup Inc	9.1	0.6
Asian Development Bank	9.1	1.0
Banco Bilbao Vizcaya Argentari	9.6	-5.7
World Bank Group/The	9.6	-0.2
Forvia SE	9.7	0.5
Vereniging Achmea	9.9	-4.4
UniCredit SpA	10.6	-0.4

WORST ESG ISSUERS	ESG Rating	Momentum
FRI-EL Green Power	26.2	-1.3
NextEra Energy Inc	24.7	-0.3
Vossloh AG	24.6	4.1
Clariane SE	24.5	-1.8
Close Brothers Group PLC	23.8	2.3
Legend Holdings Corp	23.1	-0.2
EnBW Energie Baden-	22.9	-0.7
French Republic	22.8	2.1
La Scogliera SpA	21.7	1.0
Stellantis NV	21.4	-0.3

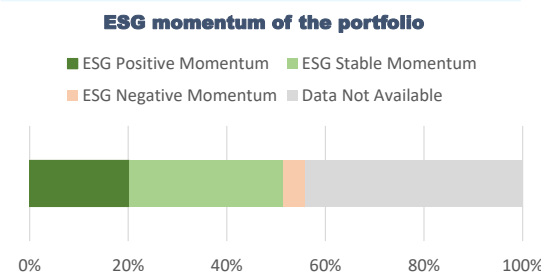
Positive Momentum Holdings	
UBS	-10.7
HSBC Holdings PLC	-8.9
BNP Paribas SA	-8.7
Barclays PLC	-6.7
Veolia Environnement SA	-6.3
Banco Bilbao Vizcaya Arge	-5.7
Unipol Assicurazioni SpA	-4.9
Societe Generale SA	-4.6
Vereniging Achmea	-4.4
Enel SpA	-3.9

Negative Momentum Holdings	
Vossloh AG	4.1
Daruan Group Holdings SL	3.8
Unibail-Rodamco-Westfield	2.9
Close Brothers Group PLC	2.3
BPER Banca SPA	2.2
French Republic	2.1
SES SA	1.0
Asian Development Bank	1.0
La Scogliera SpA	1.0
Investec PLC	0.9

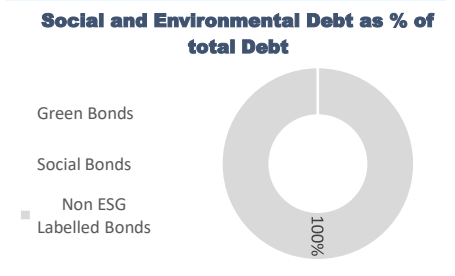
Average ESG Risk Score of portfolio securities compared to their subindustry with 1 representing the company with the best ESG Risk Score and 100 the company with the worst.

ESG RELATIVE SCORES	Weight	Subindustry
Basic Materials	1%	4.6
Communications	4%	15.1
Consumer, Cyclical	9%	14.7
Consumer, Non-cy	0%	
Diversified	0%	
Energy	2%	55.8
Financial	37%	8.9
Industrial	4%	11.8
Technology	0%	
Utilities	6%	11.8

We monitor the **ESG momentum** of our holdings to have exposure to Issuers that are improving their ESG profile. A positive momentum is associated with inflows in the asset. Positive momentum securities show a reduction of **at least 1 point** in the Sustainalytics score over a 1-year period.



Green Bonds and Social Bonds link the use of proceed to certain activities that we deem aligned with the principles of our Investment Products.



Integrating the UN Sustainable Development Goals (SDGs) into a portfolio is crucial as it aligns investments with global sustainability efforts, potentially enhancing long-term returns while addressing critical social and environmental challenges. This approach not only supports ethical investing but also meets growing investor demand for responsible and impactful financial strategies

In the table the first data is the percentage of coverage within the portfolio and the second one is the impact on the SDG of that portion of the portfolio.

